



T H E R M A L A N A L Y S I S

THERMO- GRAVIMETRIC ANALYZER

TGA PT 1000



Since 1957 LINSEIS Corporation has been delivering outstanding service, know how and leading innovative products in the field of thermal analysis and thermo physical properties.

Customer satisfaction, innovation, flexibility and high quality are what LINSEIS represents. Thanks to these fundamentals, our company enjoys an exceptional reputation among the leading scientific and industrial organizations. LINSEIS has been offering highly innovative benchmark products for many years.


The LINSEIS business unit of thermal analysis is involved in the complete range of thermo analytical equipment for R&D as well as quality control. We support applications in sectors such as polymers, chemical industry, inorganic building materials and environmental analytics. In addition, thermo physical properties of solids, liquids and melts can be analyzed.

LINSEIS provides technological leadership. We develop and manufacture thermo analytic and thermo physical testing equipment to the highest standards and precision. Due to our innovative drive and precision, we are a leading manufacturer of thermal Analysis equipment.

The development of thermo analytical testing machines requires significant research and a high degree of precision. LINSEIS Corp. invests in this research to the benefit of our customers.




Claus Linseis
Managing Director



German engineering


The strive for the best due diligence and accountability is part of our DNA. Our history is affected by German engineering and strict quality control.



Innovation

We want to deliver the latest and best technology for our customers. LINSEIS continues to innovate and enhance our existing thermal analyzers. Our goal is constantly develop new technologies to enable continued discovery in science.

GENERAL



Thermogravimetry is a technique in which the mass of the sample is monitored against time or temperature while the temperature of the sample, in a specified atmosphere, is programmed. This technique serves the determination of material compositions. It is a common used analysis method in the chemical and pharmaceutical industry. Thermogravimetric analysis (TGA) is performed on polymers, food, pharmaceuticals as well as many other materials.

Unsurpassed performance

L - DSC – Combined weight change and differential scanning calorimeter

Unsurpassed sensitivity – sub microgram balance with thermostatic controlled measurement chamber

Benchmark resolution – for detection of fast weight changes

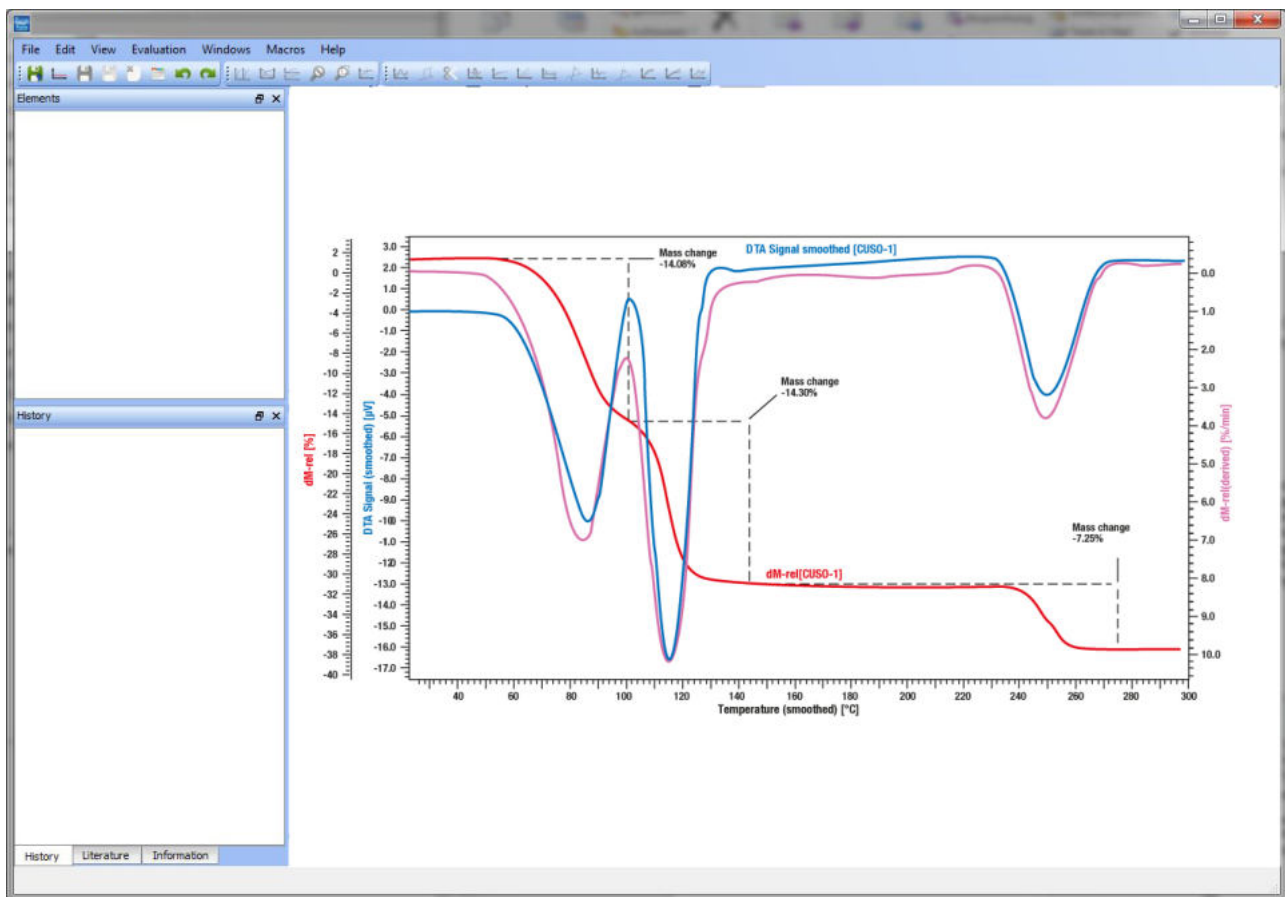
Reliable Automation – up to 64 position autosampler

Ultra Fast Heater – Ceramic heater with up to 200°C/min

TGA PT 1000

The LINSEIS TGA 1000 is a robust and reliable TGA outperforming most competition high end models. The sub microgram balance offers highest sensitivity and resolution. The instrument is perfectly suited for academic teaching and day to day laboratory quality control applications.

SOFTWARE



All LINSEIS thermo analytical instruments are PC controlled. The individual software modules exclusively run under Microsoft® Windows® operating systems. The complete software consists of 3 modules: temperature control, data acquisition and data evaluation. The 32 bit software incorporates all essential features for measurement preparation, execution, and evaluation of a Thermogravimetric measurement. Thanks to our specialists and application experts, LINSEIS was able to develop comprehensive easy to understand user friendly application software.

TG – Features:

- Mass Change as % and mg
- Rate Controlled Mass Loss
- Evaluation of Mass Loss
- Residue Mass Evaluation


Features-Software:

- Program capable of text editing
- Data security in case of power failure
- Thermocouple break protection
- Repetition measurements with minimum parameter input
- Evaluation of current measurement
- Curve comparison up to 32 curves
- Storage and export of evaluations
- Export and import of data ASCII
- Data export to MS Excel
- Multi-methods analysis (DSC TG, TMA, DIL, etc.)
- Zoom function
- 1 and 2 derivation
- Programmable gas control
- Statistical evaluation package
- Free scaling
- Automatic calibration
- Optional Kinetic and Lifetime Prediction Software packages

UNIQUE FEATURES

Measurement system

The platinum measuring system enables precise TGA measurements. The unique L-Calc DSC sensor attachment permits differential scanning calorimeter signals.



Options

The following options are available for the TGA: GC, MS or FTIR coupling for evolved gas analysis (EGA) Turbo-molecular pump: for measurements under highest vacuum and cleanest gas-atmospheres and a vapor generator.



Gas dosing system

The TGA 1000 (optional feature) incorporates an automatic gas dosing system (MFC Mass Flow Controller) containing two gas channels. The flow rate of the two gases is software controlled.

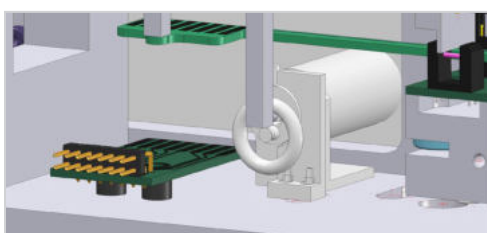


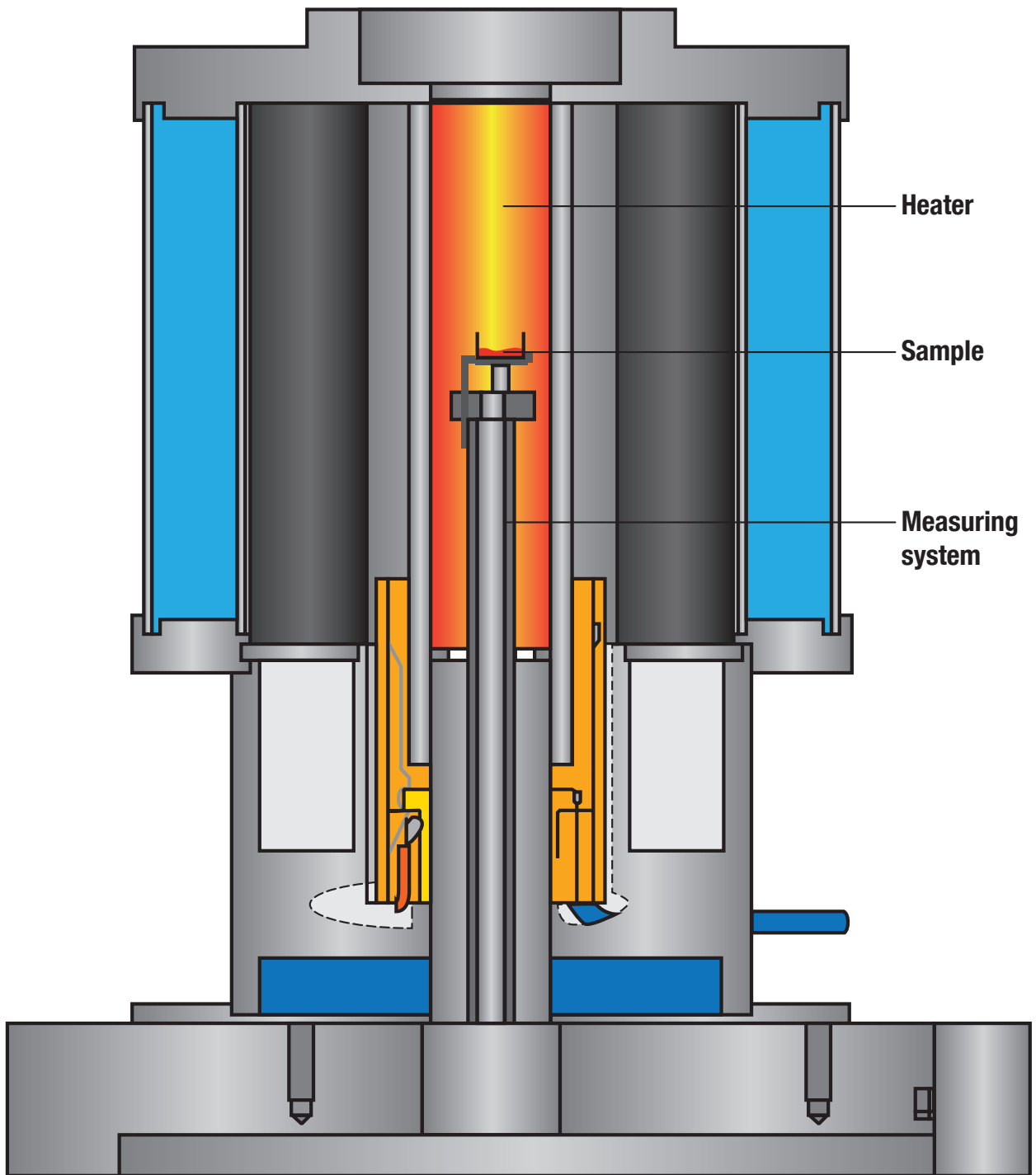
Atmosphere

The balance design enables measurements under inert, oxidative, reducing and vacuum conditions. Corrosive conditions can be analyzed with proper precautions. The system is capable of adapting residual gas analysis systems using an optional heated capillary.

Automatic calibration

We offer an automatic calibration function in the software and hardware. With this function, our TGA automatically calculates a calibration factor, which is also displayed.



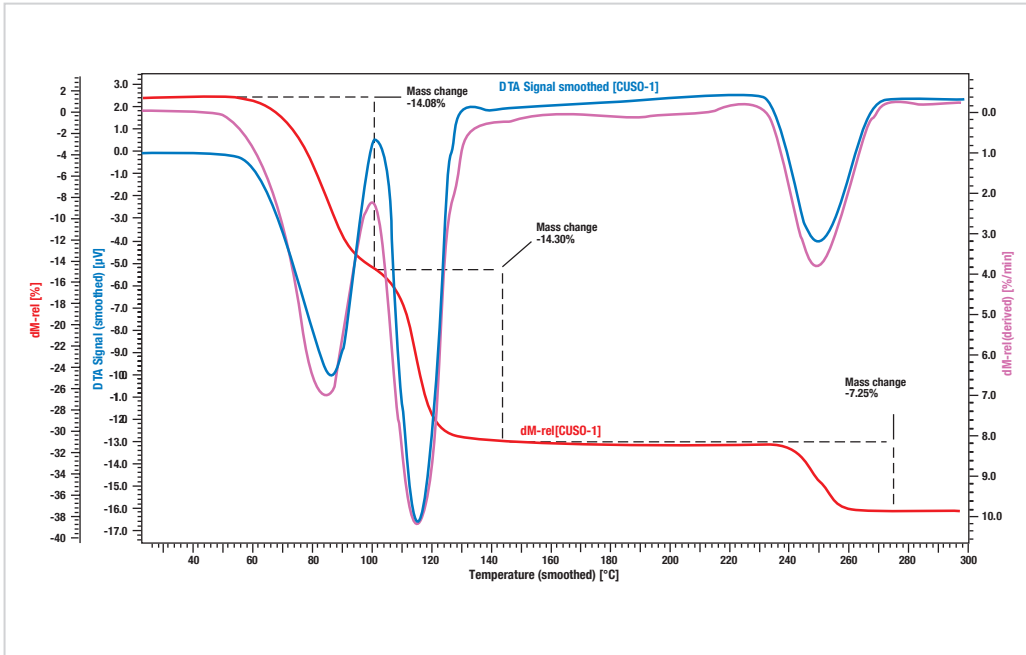


SPECIFICATIONS

	TGA PT 1000
Design	Top-loading
Temperature range	(10°C) RT up to 1100°C
Heat and Cooling rates	0.001 up to 250°C/min
Sample mass	max. 5g
Resolution	0.1 µg
Gas atmosphere	Inert, oxid, red., vacuum
Vacuum	up to 10E-2mbar
Gas Dosing	built-in MFC block with 3 gases (one Purge gas and two reactive gases)
Cool down speed	<12min (1100°C - 100°C)
Sample Carriers	TGA
Sample robot	42 positions
Crucible	Pt, Al ₂ O ₃ , Au, Al, Ag etc. others on request
EGA Couplings	Optional FTIR and/or MS or GC-MS
Interface	USB

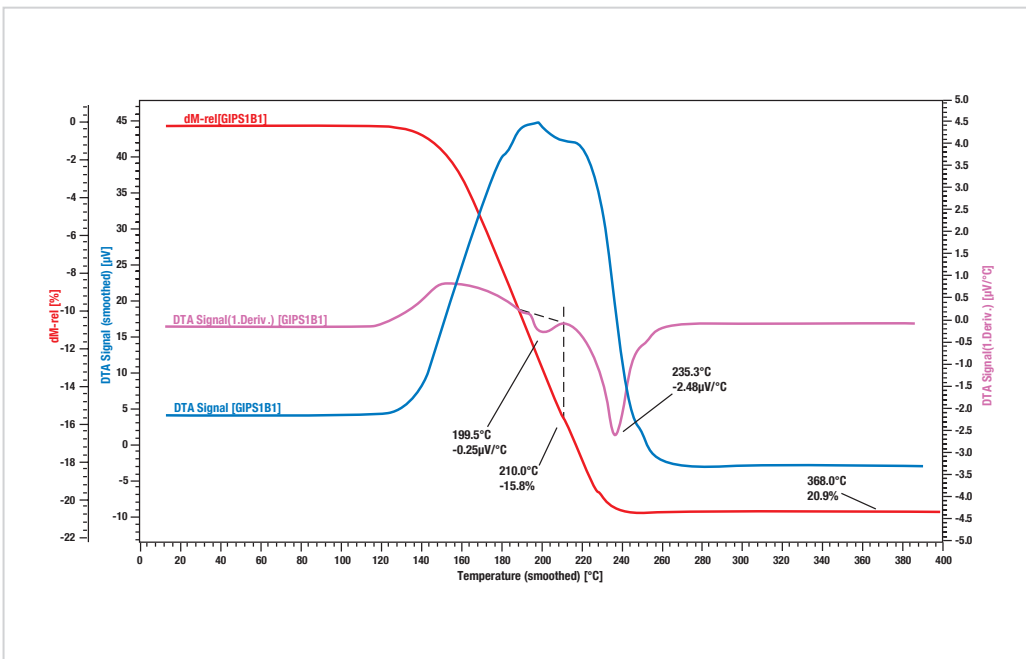
APPLICATIONS

Vitriol of copper



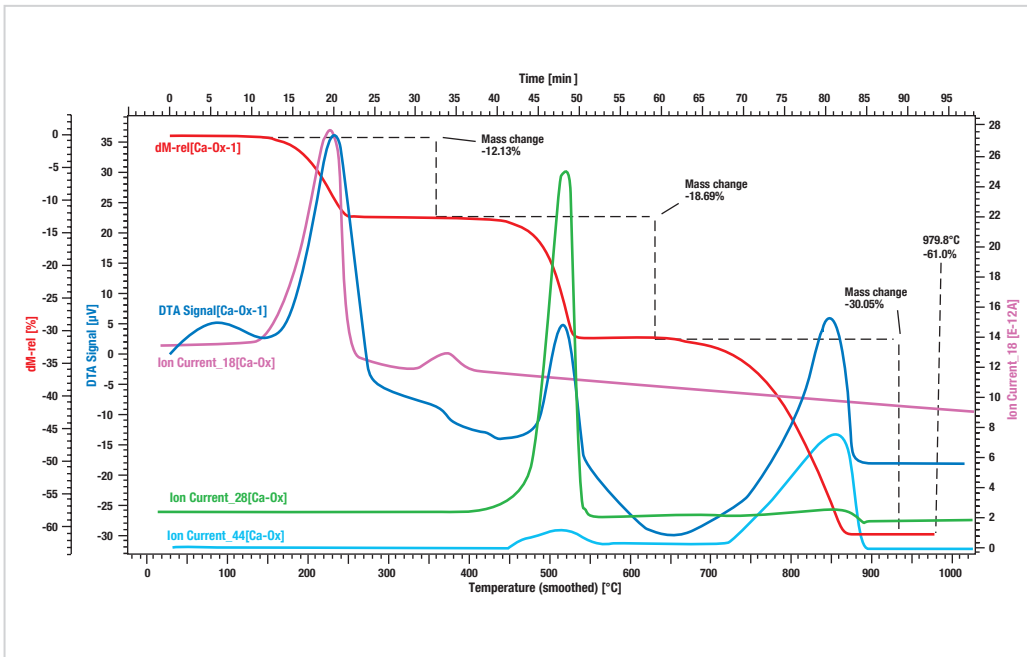
Inorganic salts first set their crystal water free. Vitriol of Copper heated with 10°C/min. results in a first TG stage, which corresponds to 4H₂O. TG and DTA show that the curve is made up of two separate steps, one closely behind the other. At around 250°C the most strongly bound water evaporates.

Dehydration of raw gypsum



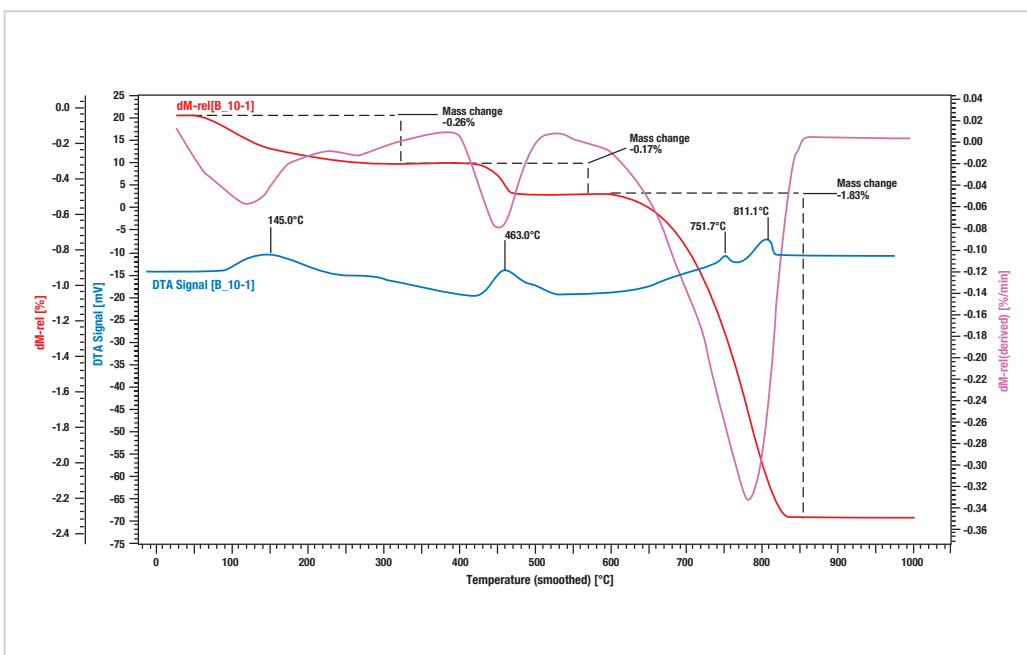
The dehydrate is raw gypsum. There are two molecules of water attached to a single CaSO₄ molecule. By heating up to app. 160°C the semi hydrate gypsum is built. 1,5 molecules of water are released; so two CaSO₄ molecules are sharing a single water molecule. By heating to higher temperatures (400°C) the anhydrate is built. This is the so-called „dead burned gypsum“, also known as alabaster. In this state no water at all is attached to the CaSO₄ molecules.

Decomposition of $\text{CaC}_2\text{O}_4 \cdot \text{H}_2\text{O}$



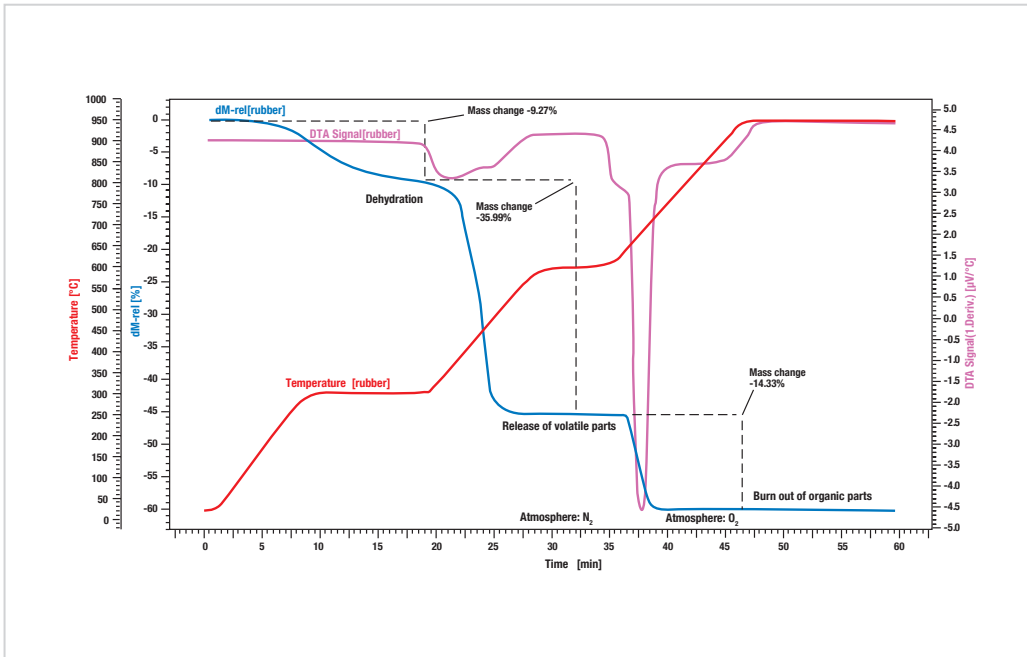
The evolved gases from the decomposition of calcium oxalate has been fed into the mass spectrometer with a heated capillary. The ion currents for mass numbers 18 (water), 28 (carbon monoxide) and 44 (carbon dioxide) have been imported into the graph.

Cement



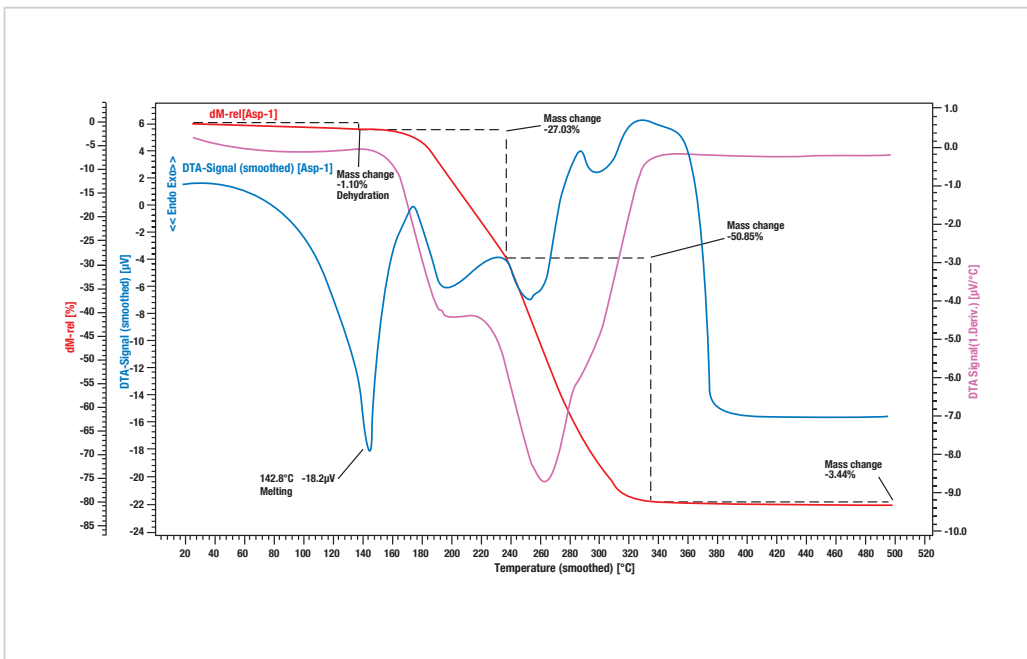
The main parts of cement are tri calcium silicate, di calcium silicate and tri calcium aluminates. Hydrates slowly form after mixing cement with water. The absorbed water evaporates first. Hydrates of the calcium silicate decompose at 570°C. The hydroxides of calcium, magnesium and aluminum follow. Subsequently, CO_2 splits off from calcium carbonate.

Decomposition of rubber



In the first step of weight loss, the dehydration of the sample takes place. The amount of water was 9.27%. In the second reaction step, the volatile components are released by pyrolysis under N₂ atmosphere. The amount of these components is 35.99%. For the third reaction step, the atmosphere is changed to O₂ – all organic components are burned out. The loss in weight is 14.33%. The remaining rest of 40.41% are inorganic components like ashes, slake or fillers.

Aspirin



At the beginning of the heating process some adsorbed water is released, resulting in a weight loss of around 1%. At 140°C the melting point of the Aspirin is reached, resulting in an exothermic reaction, measured on the DTA trace. At 160°C the decomposition of the melted drug takes place in several stages. Since the decomposition products are volatile a weight loss of just about 80% occurs.

**LINSEIS GmbH Germany**

Vielitzerstr. 43

95100 Selb

Tel.: (+49) 9287 880 0

E-mail: info@linseis.de

**LINSEIS Inc. USA**

109 North Gold Drive

Robbinsville, NJ 08691

Tel.: (+1) 609 223 2070

E-mail: info@linseis.de

**LINSEIS China**

Kaige Scientific Park 2653 Hunan Road

201315 Shanghai

Tel.: (+86) 21 5055 0642

Tel.: (+86) 10 6223 7812

E-mail: info@linseis.de

**LINSEIS France**

1 Route de Trévoux

69250 Neuville/Saone

Tel.: (+33) 6.24.72.33.31

E-mail: contact@ribori-instrumentation.com

**LINSEIS Poland**

ul. Dabrowskiego 1

05-800 Pruszków

Tel.: (+48) 692 773 795

E-mail: info@linseis.de

www.linseis.com**Products:** DIL, TG, STA, DSC, HDSC, DTA, TMA, MS/FTIR, In-Situ EGA, Laser Flash, Seebeck Effect, Thin Film Analyzer, Hall-Effect**Services:** Service Lab, Calibration Service

01/23

LINSEIS